



WERLATONE

SINCE 1965

Werlatone, Inc.
2095 Route 22
PO Box 47
Brewster, NY 10509
845.279.6187
FAX.279.7404
www.werlatone.com

43 dB Dual Directional Coupler

Model C7734

Frequency: 30 - 2500 MHz

Power: 100 W CW

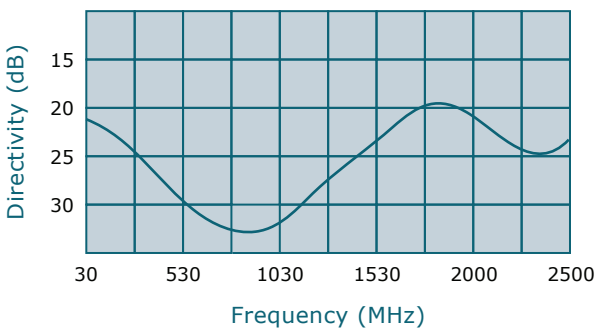
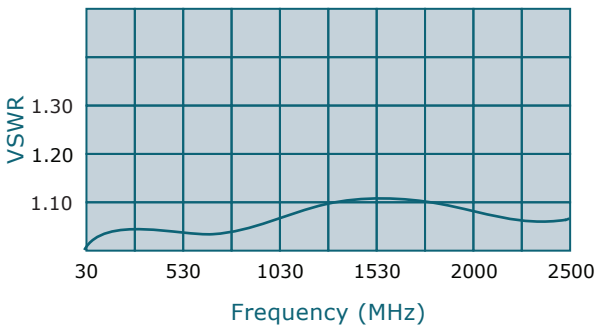
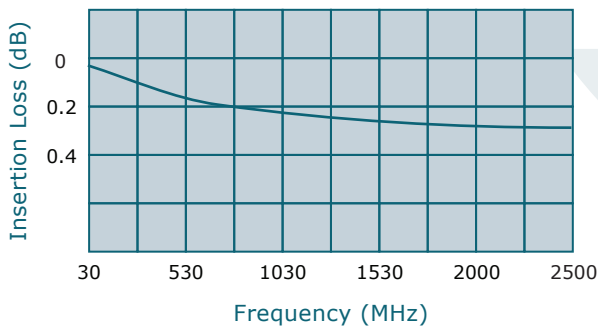
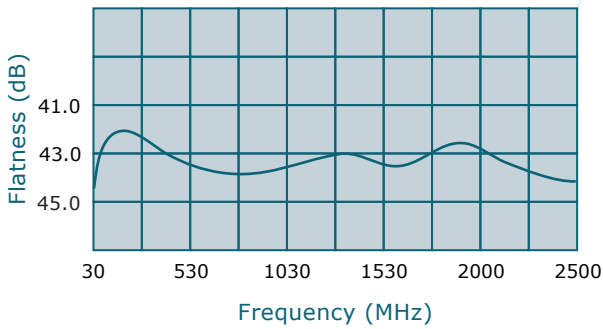
Insertion Loss: 0.35 dB Max.

VSWR: 1.25:1 Max.

Flatness: +/- 1.5 dB Max.

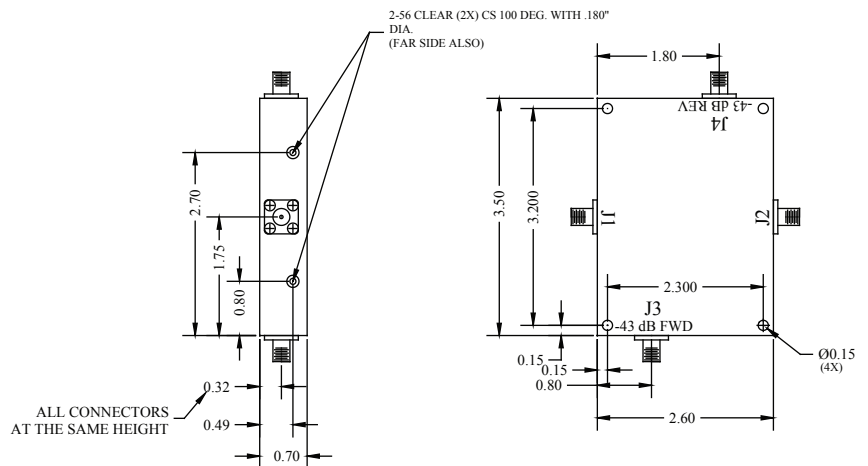
Directivity: 18 dB Min.

- Test data provided with each unit shipped.



Connectors

| Model | Mainline | Coupled Ports |
|-----------|----------|---------------|
| C7734-102 | SMA | SMA |
| C7734-12 | N Female | SMA |
| C7734-10 | N Female | N Female |



high power RF devices